



MEMORANDUM

To: Interested Parties

From: John J. Federico, JD
Stephen P. Duerst, JD

Date: November 7, 2018

Re: 2018 General Election Results Summary

Please see our attached memorandum outlining the results from last night's general election in Kansas.

Republican & Democratic Gubernatorial Election Results

Last night, Democrat **Laura Kelly** defeated Republican **Kris Kobach** and became Kansas' 48th Governor. In a race that everyone expected to be close, Kelly captured 48% of the vote, compared to Kobach's 43%. Independent **Greg Orman**, a self-funded Independent candidate who many believed would be a political spoiler for Kelly by capturing some of the Democratic vote, was only able to muster 6%.

The preliminary tally in the Governor's race is as follows:

Laura Kelly (D-Topeka)	48%
Kris Kobach (R-Topeka)	43%
Rick Kloos (I-Topeka)	1%
Greg Orman (I-Olathe)	6%
Jeff Caldwell (L-Leawood)	2%

***Note: All results are preliminary.*

Governor-elect Kelly is currently serving in the Kansas State Senate representing the Topeka area, and was a fixture of many of the Senate's most influential committees, including the budget committee. Described by many as a no-nonsense, experienced candidate, Kelly enjoyed the support and financial backing from a number of prominent Democrats who saw 2018 as their year to win the race for Governor. Significantly, former Governor **Kathleen Sebelius** endorsed Kelly and had been helping her as an advisor throughout the campaign. Kelly selected first-term Wichita State Senator **Lynn Rogers** as her running mate. Kelly also attempted to show historically-Republican Kansas that she was a moderate-Democrat. She did this by seeking the endorsement of a number of prominent Republicans, including former Governors **Bill Graves** and **Mike Hayden**, and former US Senator **Nancy Landon Kassebaum Baker**. It is expected that Kelly will work hard to inject additional funds into K-12 education to help it come into compliance with the Supreme Court's recent ruling, and continue to restore cuts to various government programs. She may even reverse some of the privatization of government services that occurred under former Governor **Sam Brownback** - such as the state's Medicare system, KanCare - and bring them back under the operation of the state. Kelly becomes just the twelfth Democratic Governor in state history and only the third woman.

Kobach branded himself as a "full-throttle" conservative. He emphasized restoring at least some of Governor **Sam Brownback's** tax cuts and offsetting that with reductions to the state budget. He also embraced many of President **Donald Trump's** policies including tougher immigration laws, more rights for firearm owners, and fighting the perceived corruption in Topeka. Kobach was boosted in both the primary and general election by

his running mate, Wichita businessman **Wink Hartman**. His prospects were also raised when **President Donald Trump** tweeted his endorsement of Kobach just prior to his hard-fought primary election against current Governor **Jeff Colyer** (Kobach won by only a few hundred votes). Again, many believe Kobach's inability to capture the Governor's office in traditionally-Republican Kansas is due, in part, to the fact that Orman failed to siphon enough votes away from Kelly.

Secretary of State

Former House Speaker Pro Tem **Scott Schwab** won the race to become Kansas' next Secretary of State. Schwab will replace outgoing Secretary of State **Kris Kobach**, who notably expanded the position to include prosecutorial power for those accused of voter fraud. Schwab has noted publicly he would not be opposed to relinquishing that power, and instead has promised to focus on ensuring the security of elections from cyberattacks.

Schwab defeated Democrat **Brian "BAM" McClendon**. McClendon famously co-founded a geospatial data visualization company that was purchased by Google in 2004 and became the basis for Google Earth, and then as a software developer for Uber. This race marked McClendon's first foray into politics at any level.

Scott Schwab (R-Olathe)	53%
Brian "BAM" McClendon (D-Lawrence)	44%
Rob Hodgkinson (L-Stilwell)	4%

***Note: All results are preliminary.*

Insurance Commissioner

Current State Senator **Vicki Schmidt** easily defeated Democrat **Nathaniel McLaughlin**. Schmidt is a pharmacist by trade, and hails from Topeka. McLaughlin, who has run for other political offices in the past, is from Kansas City and was involved in the healthcare industry for several years.

Vicki Schmidt (R-Topeka)	63%
Nathaniel McLaughlin (D-Kansas City)	37%

***Note: All results are preliminary.*

Other Statewide Races

State Treasurer: **Jake LaTurner** defeated State Senator **Marci Francisco** (D-Lawrence) to keep his role as State Treasurer. This is the first time that LaTurner has ever been elected to the position. He was appointed in 2017 when then GOP Treasurer **Ron Estes** of Wichita left to become the next US Congressman from the 4th District, replacing now-Secretary of State **Mike Pompeo**. LaTurner originally hails from Pittsburg (southeast Kansas) and is one of the youngest statewide officeholders in the country at just 30 years old. Francisco is a Lawrence Democrat and will return to her State Senate role, unless tapped by Governor Kelly to serve in her Cabinet.

Jake LaTurner (R-Topeka)	58%
Marci Francisco (D-Lawrence)	42%

***Note: All results are preliminary.*

Attorney General: Current Attorney General **Derek Schmidt** will again serve as the state's "top cop". He was first elected in 2010. His opponent, **Sarah G. Swain**, put up little fight as she was disavowed by her party early on in the race. This was due to a post that appeared on social media showing a poster of Wonder Woman with her lasso wrapped around a police officer's neck, which was evidently displayed in Swain's law office. The Kansas Democratic Party asked Swain to resign when the issue first surfaced in June, to no avail.

Derek Schmidt (R-Independence)	59%
Sarah G. Swain (D-Lawrence)	41%

***Note: All results are preliminary.*

State Senate Race

Conservative-Republican incumbent **Richard Hilderbrand** (R-Baxter Springs) was able to hold on to his seat against newcomer **Bryan Hoffman** (D-Mulberry) in a special election for control of Senate District 13 in Topeka. Hilderbrand filled the remainder of former-Senator **Jake LaTurner's** term after he was appointed State Treasurer, and therefore - despite being an incumbent - has never actually run for the seat before now. Hoffman was a "multi-generational union worker" according to his campaign materials.

Richard Hilderbrand (R-Baxter Springs)	54%
Bryan Hoffman (D-Mulberry)	40%
Sam Habjan (L-Frontenac)	6%

***Note: All results are preliminary*

Kansas House of Representative Races

Of the 65 contested House races statewide, Democrats won 16 and Republicans won 49.

Analysis:

- Republicans now have 86 seats in the House, while Democrats have 39 seats.
- Previously, Republicans had 85 seats and Democrats had 40 seats.
- This reflects a swing of 1 seat in favor of Republicans.
- Between the winners of the primary election, and the general election, there will be a total of 29 new members of the Kansas Legislatures. This represents a turnover of 23%.

There were some incumbents who did not win last night. Specifically, 6 Democratic incumbents and 3 Republican incumbents lost their seat. The following incumbents who were defeated are (*Italics* denotes incumbents):

<i>Candidate & Other Information</i>	<i>Percentage of Vote</i>
<p><i>Linda Gallagher</i> (R-Lenexa) defeated by Susan Ruiz (D-Shawnee)</p> <p>Gallagher served on the following committees: -Children & Seniors (Vice Chair) -Child Welfare System Task Force -Social Services Budget -Government, Technology & Security -Transportation</p>	48-52
<p><i>Melissa Rooker</i> (R-Fairway) defeated by Rui Zu (D-Westwood)</p> <p>Rooker served on the following committees: -Education -Federal & State Affairs -K-12 Education Budget</p>	50 (6,366)-50 (6,417)
<p><i>Abe Rafie</i> (R-Overland Park) defeated by David Benson (D-Overland Park)</p> <p>Rafie served on the following committees: -Federal & State Affairs -Taxation -Health & Human Services</p>	50 (5,183)-50 (5,219)

<p><i>Adam Lusker</i> (D-Frontenac) defeated by Kenneth Collins (R-Mulberry)</p> <p>Lusker served on the following committees: -Transportation -Energy, Utilities, Telecom -Agriculture</p>	49-51
<p><i>Debbie Deere</i> (D-Lansing) defeated by David French (R-Lansing)</p> <p>Deere served on the following committees: -Children & Seniors -Energy, Utilities, Telecom -Corrections & Juvenile Justice</p>	49-51
<p><i>Tim Hodge</i> (D-North Newton) defeated by Stephen Kelly (R-Newton)</p> <p>Hodge served on the following committees: -General Government Budget -Judiciary -Insurance -Financial Institutions & Pensions</p>	49-51
<p><i>Steven Crum</i> (D-Haysville) defeated by Ron Howard (R-Wichita)</p> <p>Crum served on the following committees: -Education -Health & Human Services -Water & Environment</p>	48-52
<p><i>Eber Phelps</i> (D-Hays) defeated by Barbara Wasinger (R-Hays)</p> <p>Phelps served on the following committees: -Higher Education Budget -Appropriations -Local Government</p>	50-51
<p><i>Ed Trimmer</i> (D-Winfield) defeated by Cheryl Helmer (R-Mulvane)</p> <p>Trimmer served on the following committees: -Education -Legislative Post Audit -Financial Institutions & Pensions</p>	49-51

***Note: All results are preliminary.*

Conservatives Make Gains

Several conservative-Republicans won House seats last night. These candidates can be considered “conservative” Republican based on their endorsement by either Kansans for Life, the Kansas Chamber, the National Rifle Association, the Truth Caucus (the self-described conservative caucus in the Kansas Legislature), or some combination of those four entities.

Overall, Conservatives gained 9 seats that were not held by conservative-Republicans prior to this election cycle.



(**Bold** denotes those legislators endorsed by one or more of the above entities; *Italics* denotes an incumbent):



<i>Candidates & Result</i>	<i>Percentage of Vote</i>
Chris Croft (R-Overland Park) defeated Michele Lobitz (D-Olathe). Seat previously held by moderate-Republican Patty Markley (R-Overland Park).	57-43
<i>Cindy Neighbor (D-Shawnee)</i> defeated Eric Jenkins (R-Shawnee)	53-47
Kellie Warren (R-Leawood) defeated Brian Clausen (D-Overland Park). Seat previously held by moderate-Republican Joy Koesten (R-Leawood).	56-44
<i>Brett Parker (D-Overland Park)</i> defeated James Todd (R-Overland Park)	56-41
Owen Donohoe (R-Shawnee) defeated Michael Bolton (D-Shawnee). Seat previously held by moderate-Republican Shelee Brim (R-Shawnee).	54-46
Stephen Owens (R-Hesston) had no general election. Seat previously held by moderate-Republican Don Schroeder (R-Hesston).	N/A
Will Carpenter (R-El Dorado) had no general election. Seat previously held by moderate-Republican Mary Martha Good (R-El Dorado).	N/A
Bill Rhiley (R-Wellington) had no general election. Seat previously held by moderate Republican Anita Judd-Jenkins (R-Arkansas City).	N/A
Renee Erickson (R-Wichita) had no general election. Seat previously held by moderate-Republican Roger Elliott (R-Wichita).	N/A
Paul Waggoner (R-Hutchison) defeated <i>Steven Becker (R-Buhler)</i> (write-in campaign). Seat previously held by Steven Becker (R-Buhler).	Initial results show Waggoner capturing 4,984 votes compared to Becker’s 3,948 votes.
Marty Long (R-Liberal) had no general election. Seat previously held by moderate-Republican Steve Alford (R-Ulysses).	N/A



**Note: All results are preliminary.



Full Kansas House of Representatives Election Results

Based on the election results that have been made available at this time, please see the following full list of races and outcomes below:

Kansas House of Representatives 002			
Precincts Reporting: 50 of 50			
Candidate	Votes	%	
D-Adam J. Lusker Sr.	4,194	49%	
R-Kenneth Collins	4,319	51%	

Kansas House of Representatives 003			
Precincts Reporting: 22 of 22			
Candidate	Votes	%	
D-Monica Murnan	5,011	54%	
R-Terry Calloway	4,337	46%	



Kansas House of Representatives 004			
Precincts Reporting: 32 of 32			
Candidate	Votes	%	
D-Lawrence Forbach	1,895	25%	
R-Trevor Jacobs	5,713	75%	

Kansas House of Representatives 005			
Precincts Reporting: 36 of 36			
Candidate	Votes	%	
D-Lassey Murphy	2,070	27%	
R-Mark Samsel	5,597	73%	



Kansas House of Representatives 008			
Precincts Reporting: 18 of 18			
Candidate	Votes	%	

D-Michele Lobitz	5,275	43%	
R-Chris Croft	6,979	57%	



Kansas House of Representatives 014
Precincts Reporting: 21 of 21

Candidate	Votes	%	
D-Angela Justus Schweller	5,853	49%	
R-Charlotte Esau	6,052	51%	




Kansas House of Representatives 015
Precincts Reporting: 13 of 13

Candidate	Votes	%	
D-Chris Haulmark	3,571	48%	
R-John Toplikar	3,822	52%	

Kansas House of Representatives 016
Precincts Reporting: 17 of 17



Candidate	Votes	%	
D-Cindy Holscher	6,591	59%	
R-Susan "Sue" Huff	4,624	41%	

Kansas House of Representatives 017
Precincts Reporting: 18 of 18

Candidate	Votes	%	
D-Laura Smith-Everett	5,266	47%	
L-Michael Kerner	391	4%	
R-Tom Cox	5,652	50%	



Kansas House of Representatives 018

Precincts Reporting: 18 of 18

Candidate	Votes	%	
D-Cindy Neighbor	5,662	53%	
R-Eric Jenkins	4,955	47%	



Kansas House of Representatives 019

Precincts Reporting: 21 of 21

Candidate	Votes	%	
D-Stephen Wyatt	5,305	41%	
R-Stephanie S. Clayton	7,646	59%	



Kansas House of Representatives 020

Precincts Reporting: 19 of 19

Candidate	Votes	%	
D-Becky Barber	5,108	40%	
R-Jan H. Kessinger	7,790	60%	

Kansas House of Representatives 023


Precincts Reporting: 15 of 15


Candidate	Votes	%	
D-Susan Ruiz	4,245	52%	
R-Linda Gallagher	3,942	48%	

B



Kansas House of Representatives 025

Precincts Reporting: 35 of 35



Candidate	Votes	%	
D-Rui Xu	6,417	50%	

R-Melissa A. Rooker	6,366	50%	
B			



Kansas House of Representatives 026
Precincts Reporting: 46 of 46

Candidate	Votes	%	
D-Deann Mitchell	5,006	46%	
R-Adam Thomas	5,997	55%	




Kansas House of Representatives 027
Precincts Reporting: 25 of 25

Candidate	Votes	%	
D-Nicole Rome	5,286	39%	
R-Sean E. Tarwater Sr.	8,211	61%	

Kansas House of Representatives 028
Precincts Reporting: 14 of 14



Candidate	Votes	%	
D-Brian Clausen	4,897	44%	
R-Kellie Warren	6,299	56%	

Kansas House of Representatives 029
Precincts Reporting: 17 of 17

Candidate	Votes	%	
D-Brett Parker	6,134	56%	
L-Robert Firestone	273	3%	
R-James Todd	4,511	41%	



Kansas House of Representatives 030

Precincts Reporting: 18 of 18

Candidate	Votes	%	
D-Brandon Woodard	5,358	54%	
R-Wendy Bingesser	4,504	46%	



Kansas House of Representatives 033

Precincts Reporting: 17 of 17

Candidate	Votes	%	
D-Tom Burroughs	4,573	70%	
L-Jason Conley	1,991	30%	



Kansas House of Representatives 036

Precincts Reporting: 19 of 19

Candidate	Votes	%	
D-Kathy Wolfe Moore	6,904	70%	
R-Chiquita C. Coggs	3,003	30%	


Kansas House of Representatives 038


Precincts Reporting: 27 of 27



Candidate	Votes	%	
D-Stuart W. Sweeney	4,488	42%	
R-Willie Dove	6,178	58%	



Kansas House of Representatives 039



Precincts Reporting: 14 of 14



Candidate	Votes	%	
D-Michael Bolton	5,168	46%	

R-Owen Donohoe	5,977	54%	
B			

Kansas House of Representatives 040			
Precincts Reporting: 11 of 11			
Candidate	Votes	%	
D-Debbie Deere	3,489	49%	
R-David W. French	3,596	51%	



Kansas House of Representatives 041			
Precincts Reporting: 14 of 14			
Candidate	Votes	%	
D-Jeff Pittman	2,973	57%	
R-Tony Barton	2,214	43%	

Kansas House of Representatives 042			
Precincts Reporting: 17 of 17			
Candidate	Votes	%	
D-Thea Perry	3,133	37%	
R-Jim Karleskint	5,381	63%	

Kansas House of Representatives 043			
Precincts Reporting: 36 of 36			
Candidate	Votes	%	
D-Pamela Finley	3,159	40%	
R-Bill Sutton	4,779	60%	



Kansas House of Representatives 045

Precincts Reporting: 30 of 30

Candidate	Votes	%	
D-Mike Amyx	9,560	70%	
R-Cynthia Smith	4,125	30%	



Kansas House of Representatives 047

Precincts Reporting: 19 of 19

Candidate	Votes	%	
D-George D. Hanna	3,279	37%	
R-Ronald B. Ellis	5,680	63%	



Kansas House of Representatives 048

Precincts Reporting: 14 of 14

Candidate	Votes	%	
D-David L. Benson	5,219	50%	
R-Abraham Rafie	5,183	50%	


Kansas House of Representatives 049


Precincts Reporting: 12 of 12



Candidate	Votes	%	
D-Darnell W. Hunt	3,680	46%	
R-Megan Lynn	4,342	54%	



Kansas House of Representatives 050



Precincts Reporting: 26 of 26



Candidate	Votes	%	
D-Down River Dan Brennan	2,435	23%	

R-Fred C. Patton	8,137	77%	
B			

Kansas House of Representatives 051			
Precincts Reporting: 31 of 31			
Candidate	Votes	%	
D-Noah L. Wright	3,538	35%	
R-Ron Highland	6,467	65%	



Kansas House of Representatives 052			
Precincts Reporting: 31 of 31			
Candidate	Votes	%	
D-Toni Scalia	3,527	30%	
R-Brenda S. Dietrich	8,077	70%	

Kansas House of Representatives 054			
Precincts Reporting: 26 of 26			
Candidate	Votes	%	
D-Sarah Coats	4,021	41%	
R-Ken Corbet	5,872	59%	

Kansas House of Representatives 056			
Precincts Reporting: 29 of 29			
Candidate	Votes	%	
D-Virgil Weigel	4,803	55%	
R-Michael J. Snowden	3,912	45%	



Kansas House of Representatives 059

Precincts Reporting: 24 of 24

Candidate	Votes	%	
D-John Hall	1,889	24%	
R-Blaine Finch	5,889	76%	



Kansas House of Representatives 062

Precincts Reporting: 54 of 54

Candidate	Votes	%	
D-Melvin L. Baker	2,582	30%	
R-Randy Garber	6,130	70%	



Kansas House of Representatives 066

Precincts Reporting: 19 of 19

Candidate	Votes	%	
D-Sydney Carlin	4,757	77%	
L-Edgar Chambers	1,400	23%	


Kansas House of Representatives 067


Precincts Reporting: 23 of 23

Candidate	Votes	%	
D-Alex Van Dyke	3,799	38%	
R-Tom Phillips	6,213	62%	

Kansas House of Representatives 069



Precincts Reporting: 19 of 19

Candidate	Votes	%	
D-Gerrett Morris	2,688	46%	

R-J.R. Claeys	3,209	54%	
----------------------	-------	-----	-----------------------------------------------------------------------------------



Kansas House of Representatives 070

Precincts Reporting: 44 of 44

Candidate	Votes	%	
D-Jo Schwartz	2,508	32%	
R-John E Barker	5,315	68%	



Kansas House of Representatives 072

Precincts Reporting: 20 of 20

Candidate	Votes	%	
D-Tim Hodge	4,246	50%	
R-Steven G. Kelly	4,330	51%	



Kansas House of Representatives 078

Precincts Reporting: 20 of 20

Candidate	Votes	%	
D-Jason K Darby	4,391	44%	
R-Ron Ryckman	5,514	56%	



Kansas House of Representatives 079

Precincts Reporting: 29 of 29



Candidate	Votes	%	
D-Ed Trimmer	3,461	49%	
R-Cheryl Helmer	3,586	51%	



Kansas House of Representatives 081



Precincts Reporting: 14 of 14



Candidate	Votes	%	
D-Shala Perez	1,950	33%	
R-Blake Carpenter	3,892	67%	

B

Kansas House of Representatives 082			
Precincts Reporting: 17 of 17			
Candidate	Votes	%	
D-Danette Harris	3,106	37%	
R-Jesse Burris	5,395	64%	



Kansas House of Representatives 083			
Precincts Reporting: 10 of 10			
Candidate	Votes	%	
D-Henry Helgerson	3,506	62%	
R-David J. Robbins	2,178	38%	

Kansas House of Representatives 085			
Precincts Reporting: 12 of 12			
Candidate	Votes	%	
D-Monica Marks	4,610	46%	
R-Michael Capps	5,468	54%	

Kansas House of Representatives 086			
Precincts Reporting: 10 of 10			
Candidate	Votes	%	
D-Jim Ward	2,939	63%	
R-Jim Price	1,707	37%	



Kansas House of Representatives 091

Precincts Reporting: 16 of 16

Candidate	Votes	%	
L-David Loomis	2,239	27%	
R-Emil M. Bergquist	6,140	73%	



Kansas House of Representatives 093

Precincts Reporting: 18 of 18

Candidate	Votes	%	
D-Clifton Beck	2,325	29%	
R-J.C. Moore	5,590	71%	



Kansas House of Representatives 094

Precincts Reporting: 10 of 10

Candidate	Votes	%	
D-Dan Stiffler	3,611	38%	
R-Leo G. Delperdang	5,829	62%	



Kansas House of Representatives 097

Precincts Reporting: 13 of 13

Candidate	Votes	%	
D-Rebecca Jenek	2,672	42%	
R-Nick J. Hoheisel	3,648	58%	



Kansas House of Representatives 098

Precincts Reporting: 15 of 15

Candidate	Votes	%	
D-Steven G. Crum	2,517	48%	
R-Ron Howard	2,698	52%	



Kansas House of Representatives 099

Precincts Reporting: 15 of 15

Candidate	Votes	%	
D-Kristi Kirk	3,479	33%	
R-Susan Humphries	7,057	67%	



Kansas House of Representatives 100

Precincts Reporting: 12 of 12

Candidate	Votes	%	
D-Jennifer Winn	3,860	39%	
R-Daniel Hawkins	5,934	61%	



Kansas House of Representatives 107

Precincts Reporting: 85 of 85

Candidate	Votes	%	
L-Bryan Bombardier	1,914	23%	
R-Susan L Concannon	6,280	77%	



Kansas House of Representatives 110

Precincts Reporting: 70 of 70

Candidate	Votes	%	
D-Kim Thomas	1,994	24%	
R-Ken Rahjes	6,287	76%	



Kansas House of Representatives 111

Precincts Reporting: 24 of 24

Candidate	Votes	%	
D-Eber Phelps	4,219	50%	
R-Barbara K. Wasinger	4,259	50%	



Kansas House of Representatives 113

Precincts Reporting: 55 of 55

Candidate	Votes	%	
D-David W. Curtis	1,273	18%	
R-Greg Lewis	5,989	83%	

Kansas House of Representatives 114



Precincts Reporting: 63 of 63

Candidate	Votes	%	
D-Shanna Henry	2,228	29%	
R-Jack Thimesch	5,481	71%	

B


Kansas House of Representatives 120


Precincts Reporting: 88 of 88

Candidate	Votes	%	
D-Jerry Hill	1,575	19%	
R-Adam Smith	6,949	82%	



Kansas House of Representatives 121

Precincts Reporting: 23 of 23

Candidate	Votes	%	
D-Nick Gill	4,972	41%	

R-John Resman	7,042	59%	
----------------------	-------	-----	------------------------------------------------------------------------------------

Kansas House of Representatives 123
Precincts Reporting: 15 of 15

Candidate	Votes	%	
D-Pedro Rodriguez	1,923	37%	
R-John P. Wheeler Jr.	3,237	63%	

***Note: All results are preliminary.*

Second Congressional Race

Former Democrat Kansas House member and gubernatorial candidate **Paul Davis** was defeated by Republican **Steve Watkins**. Although Davis had high name-identification in the district and had a very early start on Watkins in terms of time to campaign, and money, Watkins was able to hold the R+10 district. Watkins, who is an Army veteran and now an independent contractor for the military, has billed himself as being a “Trump-like” candidate: solid on conservative issues and a self-proclaimed outsider. President **Donald Trump** and Vice President **Mike Pence** both visited the district during the general election. Trump won the district 56-37 in 2016. Watkins won a hard-fought primary, due in large part to the financial backing of his father.

The seat is being vacated by Congresswoman **Lynn Jenkins** who has served in Congress since 2010. In recent history (1980 - present), there have been 4 Republican and 2 Democratic Representatives.

Steve Watkins (R-Topeka)	48%
Paul Davis (D-Lawrence)	46%
Kelly Standley (L-St. Paul)	6%

***Note: All results are preliminary.*

Third Congressional Race

The results of the 3rd Congressional District were perhaps the most shocking of the night. Four-term incumbent **Kevin Yoder**, who had become a fairly-powerful figure in Washington DC and who was known for his ability to effectively fundraise and handily win elections, lost to newcomer Democrat **Sharice Davids**.

The race had been listed as one of the top-10 most competitive House races for months. This is due in large part to its demographics and voting history. The district generally is highly affluent, urban and well-educated. As a result, like many similar districts across the country, **Hillary Clinton** won it in 2016 by 1 point.

From the start of her campaign, Davids was able to secure a large financial backing from EMILY’s List, as well as other liberal and progressive groups. She was a former White House Fellow for President **Barack Obama** and earned her law degree from Cornell. Davids is a Native American, lesbian, and former mixed martial arts fighter. Her unique backstory attracted attention from the press and from others. Outside groups were then willing to fund her campaign, (which outspent Yoder as much as 4 to 1 in the last few weeks of the showdown) and eventually she emerged victorious.

Democrats last held this seat in 2010, when then-Congressman **Dennis Moore** represented the district in DC.

Sharice Davids (D-Kansas City)	53%
Kevin Yoder (R-Overland Park)	44%
Chris Clemmons (L-Shawnee)	3%

***Note: All results are preliminary.*

Other Congressional Races

Incumbent Republican **Roger Marshall** easily defeated Democrat **Alan LaPolice** in the First Congressional District. 70 percent of the district voted for Trump in 2016. It is considered an R+24 seat.

Rodger Marshall (R-Great Bend)	68%
Alan LaPolice (D-Clyde)	32%

***Note: All results are preliminary.*

Incumbent Republican Congressman **Ron Estes** defeated Bernie Sanders-backed **James Thompson**. Despite having a large city like Wichita within its boarder, the district is still considered a safe Republican seat.

Ron Estes (R-Wichita)	60%
James Thompson (D-Andover)	40%

***Note: All results are preliminary.*

The staff at Federico Consulting spent the better part of a month on the road visiting legislators. We will now attempt to visit a few newly elected legislators who we have not yet had the chance to meet (a full memorandum will be sent reporting on the success of those trips prior to the beginning of the Legislative Session).

If you have any questions about the information above, please do not hesitate to contact our office. We look forward to touching base with you all as we begin to approach the upcoming Session.